

Handbook 2019





The Galapagos Seaman Journey is a superior class expeditionary cruise, which offers great comfort, size, style, and stability for the most adventurous passengers. It has a total of 8 cabins with a capacity up to 16 guest on board.

On board of the cruise, each guest can enjoy the well furnished areas, offering comfort and privacy.

At the upper deck of the cruise, two double bed cabins are located. Each one can be converted into a triple cabin by adding a sofa-bed, and this is recommended for small kids up to 12 years old.

The rest of the cabins are located on the main deck of the ship. All of these cabins are categorized as twins with an area of 15 m2.

The Galapagos Seaman Journey allows to passengers both intimacy and camaraderie at the same time.



The cruise has several resting areas for those who are looking for a quiet place to relax during their Galapagos trip. Even with family and friends in the lazy mid-afternoon sun or after a wonderful day of swimming, snorkeling, kayaking or walking on one of the Galapagos Islands.

For those passengers thirsty of knowledge, the "book nook" (our onboard mini-library) is always available with books about Galapagos, complementing what they have seen and experienced during the trip.

A great bar and lounge area is ideal for those who want to have a relaxing time. Here, our bartender will be delighted to attend and offer you an exotic cocktail or satisfying any other requirement, whilst you are relaxed enjoying the astonishing view.

The M/C Galapagos Seaman Journey, another jewel from the well-known Galapagos Journey Fleet, is the perfect combination of adventure, comfort and service and excellence!

Twin Cabin

.....

The Galapagos Seaman Journey has 6 twin cabins located on the main deck.

These cabins offer great comfort with twin beds, a private bathroom, hair dryer, safe, air conditioned and table-lamps.

The panoramic windows on the cabins offer to the guest a pleasant panoramic view of the Galapagos Landscape.





Twin Cabin

.....





Twin Cabin

.....



Matrimonial Cabin

.....

At the upper-deck, the two matrimonial suites are located. These cabins are ideal for couples or honeymooners due to its queen beds. Also are featured with its own private bathroom, hair dryer and air conditioned.

These cabins, have the best panoramic view, allowing the guest to enjoy the refreshing and warm air of the Galapagos Islands.

The double cabins can be converted into triple by adding a sofa-bed. This option is recommended for small kids up to 12 years old.





Matrimonial Cabin

.....



Matrimonial Cabin

.....

Social Areas



The dining room and the big saloon are on the main deck, specially designed to offer a great ambiance to the passenger, both for a marvelous meal or a wonderful chat with the shipmates at the end of the day.

Our chef is delighted to mesmerize your taste with his dishes. Prepared with local and fresh ingredients, able to please the most demanding tastes.





Social Areas

.....



Social Areas

.....



Sun Deck

The external sundeck is divided into a covered area with sunbeds and a terrace. Both of them are well-furnished, offering comfort and privacy to guests.

To check out the gorgeous ocean views with fellow shipmates, guests can spend some time on the liveaboard' spacious sundecks. Whether they feel like getting a little sun on their vacation or want the best place to enjoy the gorgeous sunsets over the Galapagos Islands.





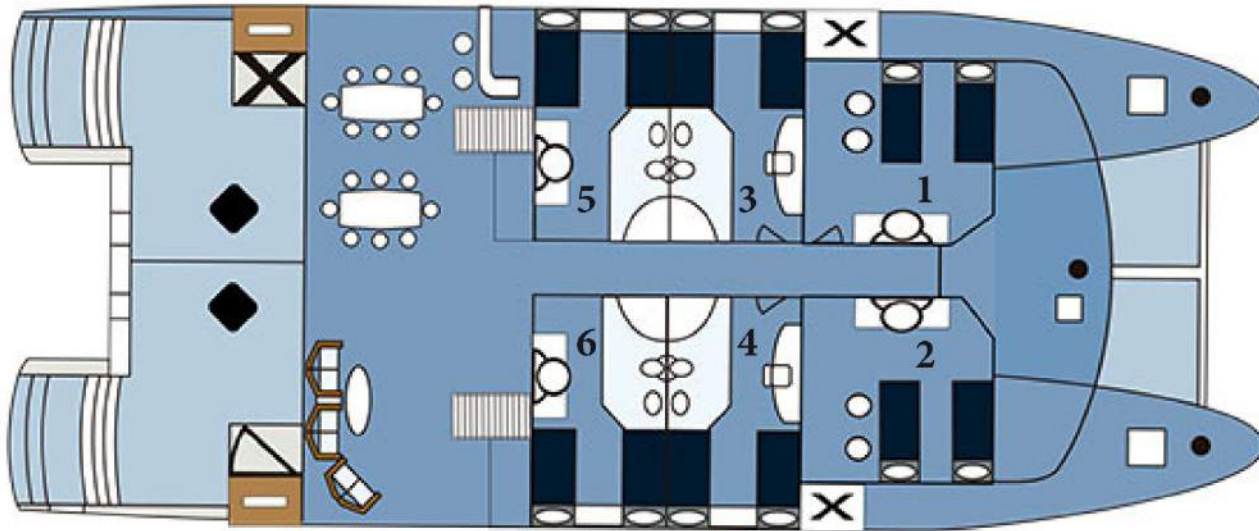
Sun Deck



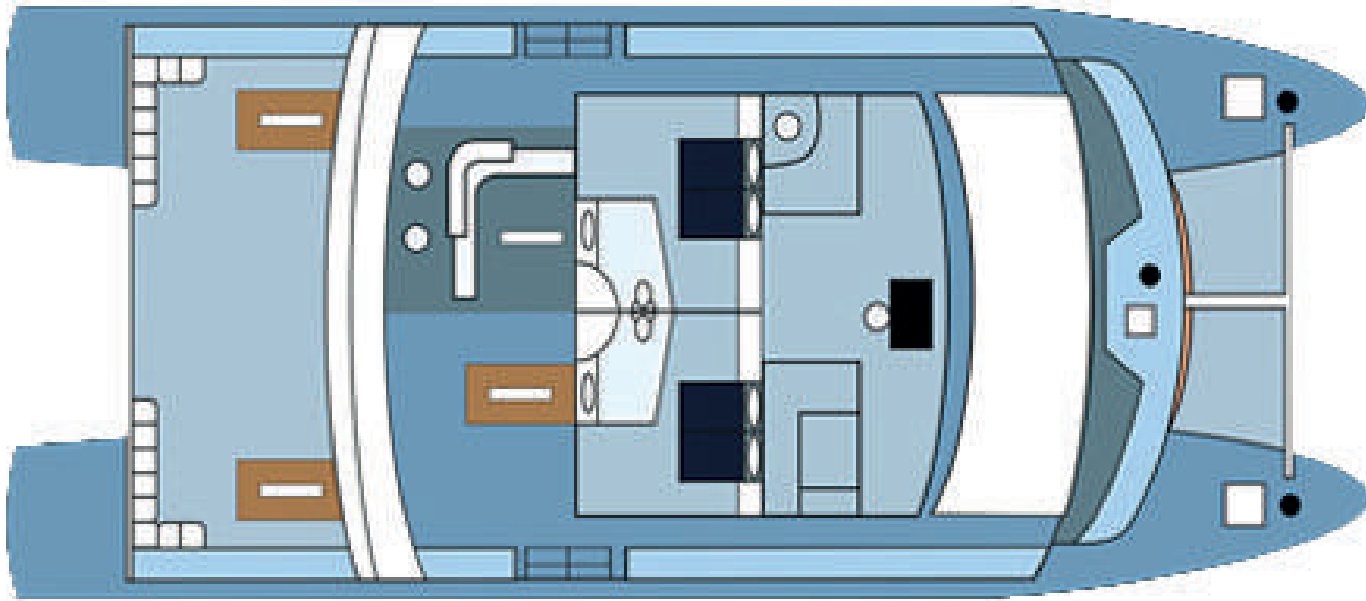
Deck Plans



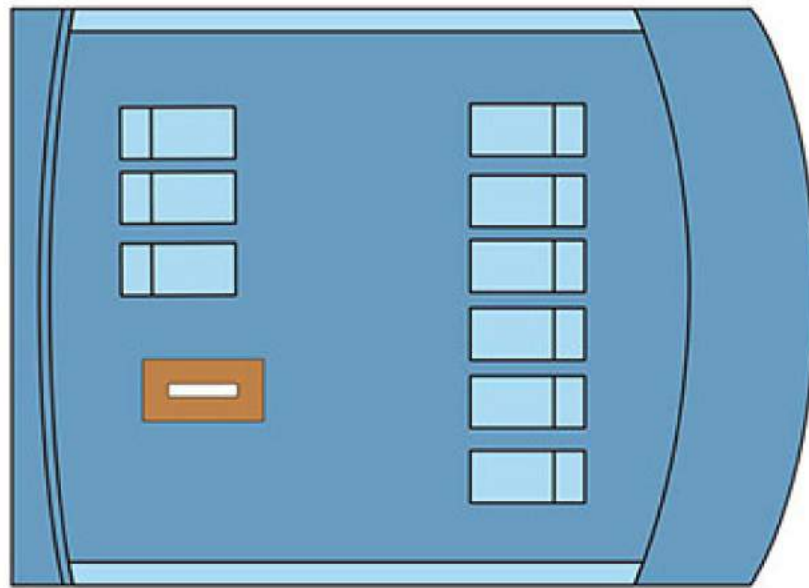
Main Deck



Upper Deck



Sun Deck



Useful Information





Clothing

- └ Comfortable walking shoes
- └ Sandals with thongs or Tevas for wet landings
- └ Light cotton socks
- └ Long-sleeved cotton shirts and T-shirts
- └ Light cotton scarf to protect your neck
- └ Shorts
- └ Lightweight long pants or skirt / dress
- └ Light rain jacket or wind breaker
- └ Sweatshirt, sweater, light jacket: the early morning/late evenings can get cool, often with a breeze
- └ Wide-brim hat
- └ Bathing suits

Money & Security

- ◆ Passport
- ◆ Copy of passport
- ◆ US Cash mostly low denomination bills (\$5 to \$20)
- ◆ \$100 entrance fee is required in cash on arrival in Galapagos
- ◆ Travel Insurance
- ◆ Motion Sickness pills
- ◆ Salted Crackers
- ◆ Candied Ginger or ginger tablets
- ◆ Patch / wrist bands

First Aid

- ◆ PeptoBismol or Kaopectate for stomach upset and mild diarrhea.
- ◆ Immodium or Lomotil for more severe diarrhea
- ◆ Band - Aids
- ◆ Anti-biotic cream
- ◆ Aloe Vera cream or gel for sunburn
- ◆ Tylenol or other mild pain relief



Equipment

- └ Sun block lotion
- └ PABA sunscreen (at least # 15) - take lots, you will run out.
- └ The sun is very very hot here.
- └ Lip salve
- └ Sunglasses with a strap
- └ Extra eye glasses/ contact lenses
- └ Insect repellent, this is essential!
- └ Personal medication
- └ Self-sealing bags for electronic equipment
- └ Digital Camera, either point and shoot or SLR will work well
- └ Underwater cameras to take photos of the animal life while snorkeling (take a few you will use them fast!)
- └ Camera gear
- └ Enough flash memory to download pictures /
- └ Memory cards, don't underestimate how many photos you will take, some people back with over 2000 in 4 days!
- └ Binoculars in case you want to get a more detailed look at unique animals in Galapagos.
- └ Extra batteries for cameras

IMPORTANT NOTE: Since April 2018, the Galapagos Islands is plastic free. For this reason, it's not allowed to use and bring disposable plastic bags, straws, plastic bottles, and plastic food containers. Please, take into consideration this policy when you are traveling to the Enchanted Islands.





GALAPAGOS
Seaman
JOURNEY